

Recess Punches  
& Fastener Tooling



**REG  
ELLEN  
MACHINE TOOL CORP.**

2135 Kishwaukee St.

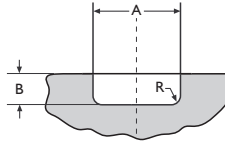
Rockford, IL. 61104

(815) 964-0099

Fax: (815) 964-0482

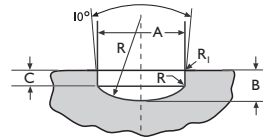
[www.regellen.com](http://www.regellen.com)

# Forming Punches



## Pan Head

PUNCH NO.	SCREW SIZE	PUNCH BODY DIAMETER	A	B	R
00PH-F	00	7/16	.086	.024	.012
0PH-F	0	9/16	.110	.029	.018
1PH-F	1	9/16	.136	.034	.020
2PH-F	2	9/16	.161	.040	.025
3PH-F	3	9/16	.186	.046	.030
4PH-F	4	9/16	.212	.053	.035
5PH-F	5	9/16	.238	.060	.035
6PH-F	6	9/16	.263	.066	.040
7PH-F	7	9/16	.288	.072	.040
8PH-F	8	9/16	.314	.079	.045
10PH-F	10	9/16	.365	.092	.055
12PH-F	12	7/8	.416	.105	.070
14PH-F	14	7/8	.467	.119	.080
1/4PH-F	1/4	7/8	.482	.122	.080
5/16PH-F	5/16	1	.604	.153	.085
3/8PH-F	3/8	1 1/4	.728	.184	.115

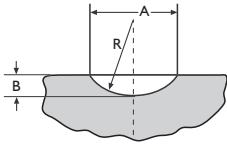


## Binding Head

PUNCH NO.	SCREW SIZE	PUNCH BODY DIAMETER	A	B	C	R	R <sub>1</sub>
0BH-F	0	9/16	.126	.025	.015	.194	.005
1BH-F	1	9/16	.149	.033	.021	.225	.005
2BH-F	2	9/16	.176	.041	.026	.251	.005
3BH-F	3	9/16	.203	.050	.031	.267	.005
4BH-F	4	9/16	.229	.058	.036	.294	.010
5BH-F	5	9/16	.256	.066	.041	.323	.010
6BH-F	6	9/16	.283	.074	.046	.352	.015
7BH-F	7	9/16	.308	.082	.051	.376	.015
8BH-F	8	9/16	.335	.090	.056	.405	.020
10BH-F	10	9/16	.388	.107	.068	.473	.020
12BH-F	12	7/8	.442	.123	.078	.531	.025
1/4BH-F	1/4	7/8	.512	.145	.092	.607	.025
5/16BH-F	5/16	1	.640	.183	.116	.751	.025
3/8BH-F	3/8	1 1/4	.768	.223	.143	.903	.030

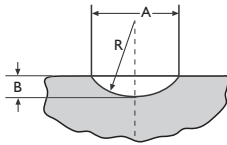


# Forming Punches



## Truss Head

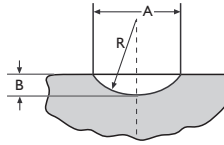
PUNCH NO.	SCREW SIZE	PUNCH BODY DIAMETER	A	B	R
1TRH-F	1	9/16	.164	.037	.111
2TRH-F	2	9/16	.194	.044	.129
3TRH-F	3	9/16	.226	.051	.151
4TRH-F	4	9/16	.257	.059	.169
5TRH-F	5	9/16	.289	.066	.191
6TRH-F	6	9/16	.321	.074	.211
7TRH-F	7	9/16	.352	.081	.231
8TRH-F	8	9/16	.384	.088	.254
10TRH-F	10	7/8	.448	.098	.305
12TRH-F	12	7/8	.511	.118	.336
14TRH-F	14	7/8	.557	.129	.365
1/4TRH-F	1/4	7/8	.573	.133	.375
5/16TRH-F	5/16	1	.698	.162	.457
3/8TRH-F	3/8	1	.823	.191	.538
7/16TRH-F	7/16	1 1/4	.948	.221	.618
1/2TRH-F	1/2	1 1/2	1.073	.250	.698



## Oval Head

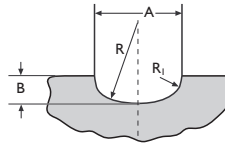
PUNCH NO.	SCREW SIZE	PUNCH BODY DIAMETER	A	B	D
1-O-F	1	9/16	.146	.021	.136
2-O-F	2	9/16	.172	.025	.160
3-O-F	3	9/16	.198	.029	.183
4-O-F	4	9/16	.224	.033	.206
5-O-F	5	9/16	.250	.037	.229
6-O-F	6	9/16	.276	.040	.258
7-O-F	7	9/16	.302	.044	.281
8-O-F	8	9/16	.328	.048	.304
9-O-F	9	9/16	.354	.051	.332
10-O-F	10	9/16	.380	.055	.355
11-O-F	11	9/16	.406	.059	.378
12-O-F	12	7/8	.432	.063	.403
14-O-F	14	7/8	.484	.070	.453
1/4-O-F	1/4	7/8	.500	.072	.470
5/16-O-F	5/16	7/8	.626	.090	.589
3/8-O-F	3/8	1	.750	.109	.700

# Forming Punches



## Fillister/Raised Cheese Head

PUNCH NO.	SCREW SIZE	PUNCH BODY DIAMETER	A	B	R
0FILLH-F	0	9/16	.093	.010	.113
1FILLH-F	1	9/16	.118	.020	.097
2FILLH-F	2	9/16	.137	.023	.109
3FILLH-F	3	9/16	.158	.027	.123
4FILLH-F	4	9/16	.180	.030	.150
5FILLH-F	5	9/16	.202	.033	.162
6FILLH-F	6	9/16	.222	.036	.181
7FILLH-F	7	9/16	.244	.039	.210
8FILLH-F	8	9/16	.265	.043	.216
10FILLH-F	10	9/16	.307	.049	.271
12FILLH-F	12	9/16	.351	.056	.312
14FILLH-F	14	7/8	.393	.063	.338
1/4FILLH-F	1/4	7/8	.407	.064	.341
5/16FILLH-F	5/16	7/8	.511	.080	.448
3/8FILLH-F	3/8	1	.615	.097	.534

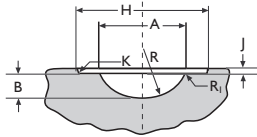


## Round Head

PUNCH NO.	SCREW SIZE	PUNCH BODY DIAMETER	A	B	R	R <sub>1</sub>
0RD-F	0	9/16	.107	.042	.098	.046
1RD-F	1	9/16	.130	.050	.120	.050
2RD-F	2	9/16	.154	.056	.140	.060
3RD-F	3	9/16	.178	.064	.165	.070
4RD-F	4	9/16	.202	.072	.188	.075
5RD-F	5	9/16	.228	.080	.210	.085
6RD-F	6	9/16	.252	.087	.232	.092
7RD-F	7	9/16	.275	.094	.254	.100
8RD-F	8	9/16	.300	.104	.277	.118
9RD-F	9	9/16	.318	.114	.318	.116
10RD-F	10	9/16	.349	.118	.342	.144
11RD-F	11	9/16	.374	.127	.364	.130
12RD-F	12	7/8	.398	.133	.381	.139
14RD-F	14	7/8	.446	.148	.392	.165
1/4RD-F	1/4	7/8	.461	.153	.405	.170
5/16RD-F	5/16	1	.578	.187	.475	.236
3/8RD-F	3/8	11/4	.694	.221	.453	.203

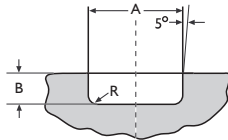


# Forming Punches



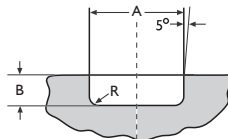
## Round Washer Head

PUNCH NO.	SCREW SIZE	PUNCH BODY DIAMETER	A	B	H	J	K	R	R <sub>1</sub>
4RWH-F	4	9/16	.177	.063	.252	.010	.006	.100	.010
5RWH-F	5	9/16	.198	.070	.281	.010	.006	.113	.010
6RWH-F	6	9/16	.218	.088	.311	.012	.008	.115	.015
8RWH-F	8	9/16	.259	.092	.359	.014	.010	.145	.015
10RWH-F	10	9/16	.300	.107	.427	.016	.010	.168	.015
12RWH-F	12	7/8	.341	.122	.486	.019	.012	.192	.020
1/4RWH-F	1/4	7/8	.395	.141	.562	.022	.015	.207	.025



## DIN 84 Cheese Head

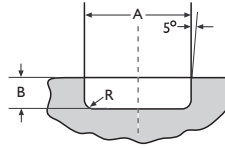
PUNCH NO.	SCREW SIZE	PUNCH BODY DIAMETER	A	B	R
1.6-84-F	1.6	9/16	2.92	.68	.50
2-84-F	2	9/16	3.78	1.04	.63
3-84-F	3	9/16	5.46	1.67	.76
4-84-F	4	9/16	6.98	2.26	1.01
5-84-F	5	9/16	8.48	2.89	1.27
6-84-F	6	7/8	9.95	3.43	1.52
8-84-F	8	7/8	12.37	4.42	1.90
10-84-F	10	1 1/4	15.88	5.31	2.41



## DIN 85 Pan Head

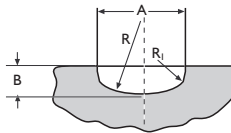
PUNCH NO.	SCREW SIZE	PUNCH BODY DIAMETER	A	B	R
3-85-PH-F	3	9/16	5.96	1.60	1.01
3.5-85-PH-F	3.5	9/16	6.98	1.85	1.14
4-85-PH-F	4	9/16	7.92	2.13	1.32
5-85-PH-F	5	7/8	9.95	2.84	1.65
6-85-PH-F	6	7/8	11.93	3.25	2.03
8-85-PH-F	8	1 1/4	15.95	4.11	2.54
10-85-PH-F	10	1 1/4	19.91	5.23	3.30

# Forming Punches



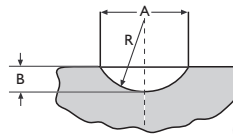
**DIN 7971 Pan Head**

PUNCH NO.	SCREW SIZE	PUNCH BODY DIAMETER	A	B	R
2.2-7971-PH-F	2.2	9/16	4.06	1.09	.89
2.9-7971-PH-F	2.9	9/16	5.53	1.42	.99
3.5-7971-PH-F	3.5	9/16	6.86	1.75	1.19
3.9-7971-PH-F	3.9	9/16	7.42	1.85	1.29
4.2-7971-PH-F	4.2	3/4	8.13	2.01	1.29
4.8-7971-PH-F	4.8	3/4	9.42	2.29	1.60
5.5-7971-PH-F	5.5	7/8	10.72	2.62	2.00
6.3-7971-PH-F	6.3	7/8	12.39	3.02	2.21



**DIN 96 Round Head**

PUNCH NO.	SCREW SIZE	PUNCH BODY DIAMETER	A	B	R	R <sub>1</sub>
2-96-PH-F	2	9/16	3.99	1.24	3.18	1.60
3-96-PH-F	3	9/16	6.09	1.96	4.80	2.39
3.5-96-PH-F	3.5	9/16	7.06	2.13	5.59	2.79
4-96-PH-F	4	9/16	7.92	2.69	6.40	3.20
4.5-96-PH-F	4.5	9/16	8.86	2.92	7.21	3.61
5-96-PH-F	5	9/16	9.91	3.33	8.00	4.01
5.5-96-PH-F	5.5	7/8	10.90	3.58	8.79	4.39
6-96-PH-F	6	7/8	12.04	3.96	9.60	4.80
7-96-PH-F	7	7/8	13.89	4.39	11.20	5.59
8-96-PH-F	8	1 1/4	15.90	5.13	12.80	6.40

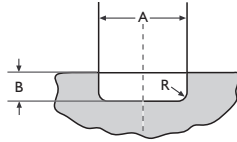


**Metric Oval Head  
(I.F.I. 502 & 513 - 1982)**

PUNCH NO.	SCREW SIZE	PUNCH BODY DIAMETER	A	B	R
2 & 2.2 IFI-M-0-F	2,2.2	9/16	4.40	.54	4.83
2.5 IFI-M-0-F	2.5	9/16	5.49	.61	6.35
2.9 & 3 IFI-M-0-F	2.9,3	9/16	6.22	.71	7.11
3.5 IFI-M-0-F	3.5	9/16	8.13	.81	10.67
4 & 4.2 IFI-M-0-F	4,4.2	9/16	9.27	1.04	10.80
4.8 & 5 IFI-M-0-F	4.8,5	7/8	10.29	1.20	11.68
5.5 IFI-M-0-F	5.5	7/8	11.38	1.30	13.21
6.3 IFI-M-0-F	6.3	7/8	12.44	1.40	14.61
8 IFI-M-0-F	8	1	17.15	1.98	19.43
9.5 & 10 IFI-M-0-F	9.5,10	1 1/4	19.81	2.29	22.61



# Forming Punches



## Metric Pan Head (I.F.I. 502 & 513 - 1982)

PUNCH NO.	SCREW SIZE	PUNCH BODY DIAMETER	A	B	R
2 & 2 IFI-PH-F	2,2,2	9/16	3.86	1.02	.76
2.5 IFI-PH-F	2.5	9/16	4.85	1.20	.89
2.9 & 3 IFI-PH-F	2.9,3	9/16	5.46	1.45	1.14
3.5 IFI-PH-F	3.5	9/16	6.81	1.78	1.27
4 & 4.2 IFI-PH-F	4,4,2	9/16	7.80	2.01	1.40
4.8 & 5 IFI-PH-F	4,8,5	7/8	9.30	2.44	1.78
5.5 IFI-PH-F	5.5	7/8	10.74	2.59	2.03
6.3 IFI-PH-F	6.3	7/8	11.73	3.00	2.29
8 IFI-PH-F	8	1	15.75	4.19	2.92
9.5 & 10 IFI-PH-F	9.5,10	1 1/4	19.71	5.18	3.81



Tooling International Ltd. Unit 8, Speedwell Trading Estate,  
102 Kings Road Tyseley, Birmingham, England B11 2AT.

Tel: +44 (0) 121 771 0611 Fax: +44 (0) 121 773 6588  
Web: [www.tooling-international.co.uk](http://www.tooling-international.co.uk) Email: [til@enterprise.net](mailto:til@enterprise.net)

**REG  
ELLEN**  
**MACHINE TOOL CORP.**

**Phone: 815-964-0099**

**Fax: 815-964-0482**

**E-mail: [sales@regellen.com](mailto:sales@regellen.com)**

**Web: [www.regellen.com](http://www.regellen.com)**

